Technische Dokumentation Technical documentation

drylin®

DELTA ROBOT

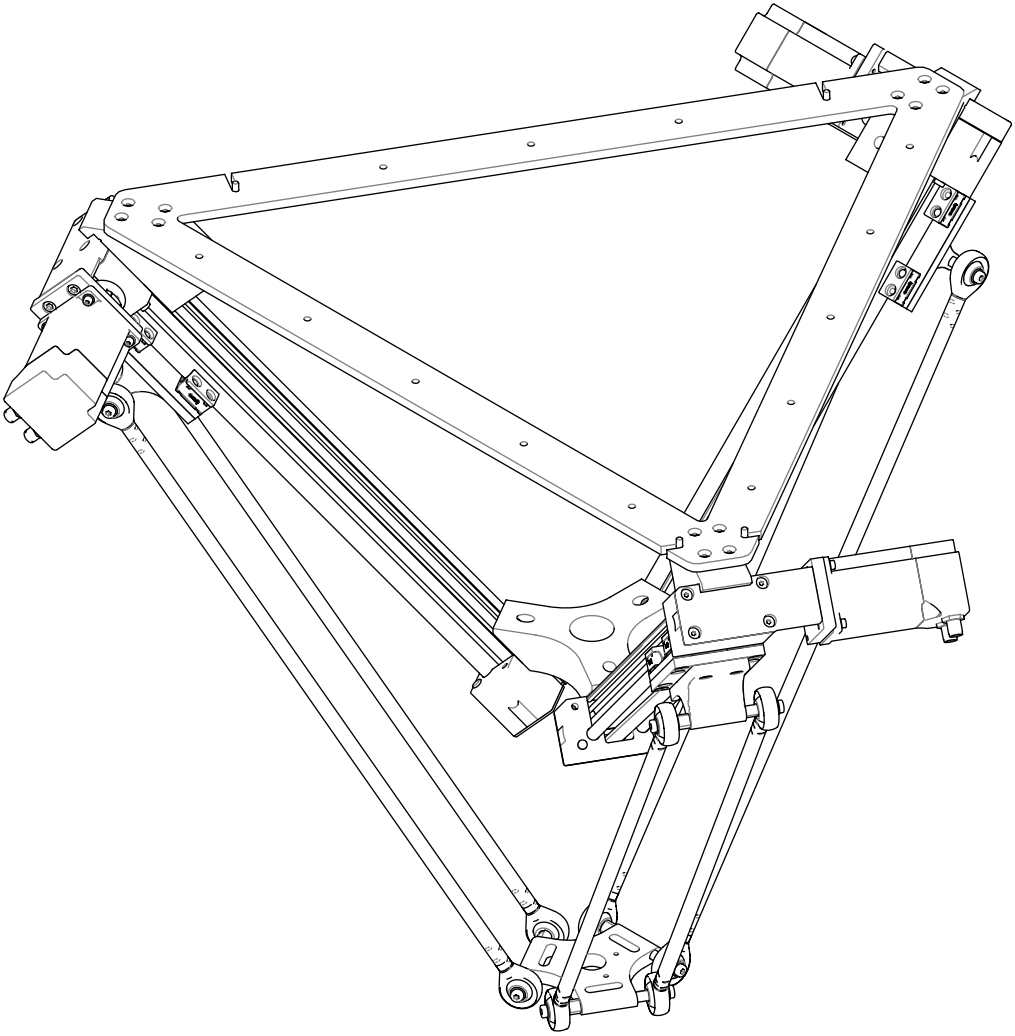

igus®
plastics for longer life®

Technische Daten technical datas

Positioniergenauigkeit accuracy	+- 0,5	[mm]
Arbeitsraumdurchmesser bei 180 [mm] working space diameter at 180 [mm]	660	[mm]
Max. Nutzlast max. payload	5	[kg]
Max. Prozesskraft bei Radius 0 [mm] max. process force 0 [mm]	100	[N]
Dynamik mit dynamics with 500 [g]	min. 30	Picks/min
Eigengewicht mass	16	[kg]
max. Bahngeschwindigkeit max. track speed	0,7	[m/s]
Max. Beschleunigung max. acceleration	2	[m/s²]

H	R+
272	0
232	80
207	155
192	233
188	336
112	254
62	177
0	0
62	-177
112	-254
188	-336
192	-233
207	-155
232	-80
272	0

1

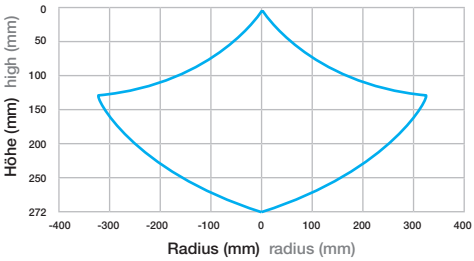

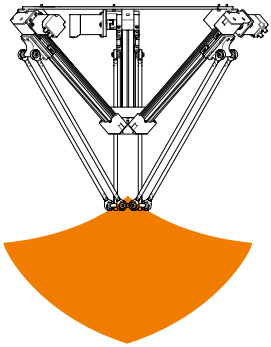

H	D
85	676
95	652
110	624
120	602
130	580
140	558
150	534
160	508
170	480
180	452
190	422
200	388
210	354
220	314
230	272
240	226
250	172
260	108
270	26
272	0

2

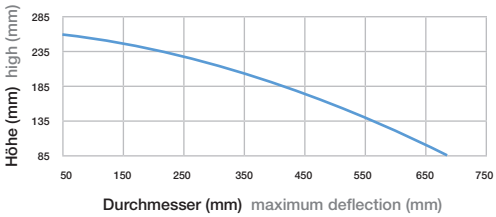

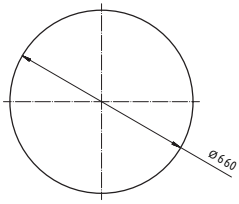

Verfahrwege bei Höhe 180 mm.
Moving areas in a high of 180 mm.

minimale Dynamik
minimum dynamics

Nutzlast in (g) mass in (g)	Dynamik in Piks/min dynamic in (pics/min)
100	30
250	25
500	20
1000	15
5000	5

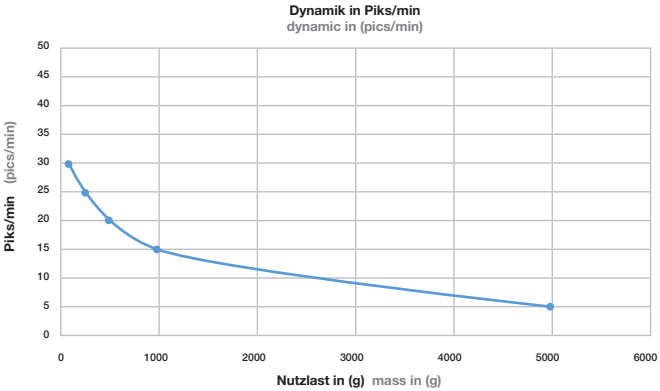

Höchste Pickraten können bei Verwendung von Master Steuerungen mit Bahnplanung erreicht werden. (Z.B. Sinus Beschleunigungsrampen und optimierte Motorregelparameter)
Grafik gilt für Lastmotorspannung von 48 [V] und stabilen, schwingungssteifen Profil.
You can get the highest (pics/min) by using a master controller with path planing function.
(For example, Sinus acceleration ramp and optimized motor control parameters)
Graphic as shown apply to a load motor voltage of 48 [V], to a stable and vibration-free frame.

3

minimale Lebensdauer

Nutzlast in (g) mass in (g)	Zyklenanzahl in mio. lifetime in millions cycle.
100	15
250	15
500	10
1000	5
5000	2,5

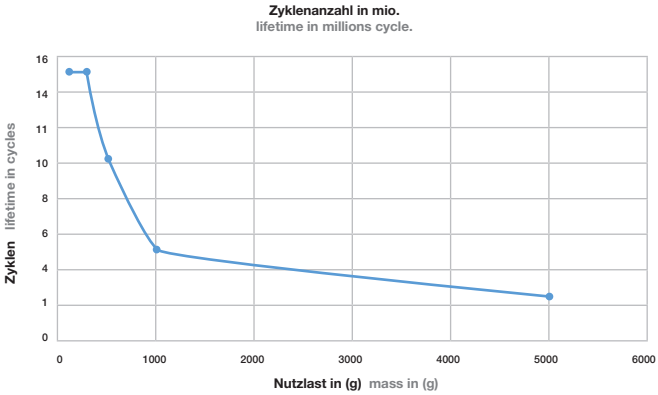

4

Anschlussmaße connecting dimensions

Artikelnummer **article number**	ETY-DR-0023
Beschreibung **description**	Aufnahmestern mit Anschlussmaßen flange panel

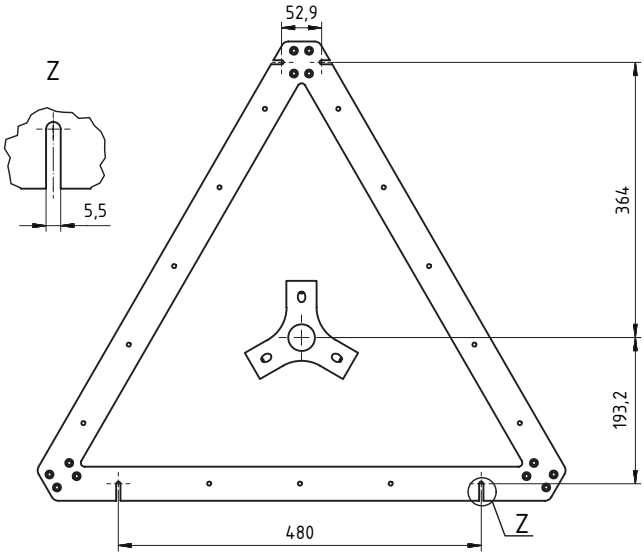

Artikelnummer **article number**	ETY-DR-0022
Beschreibung **description**	Aufnahmestern mit Anschlussbohrungen für Zubehör flange star with drillings for other equipment

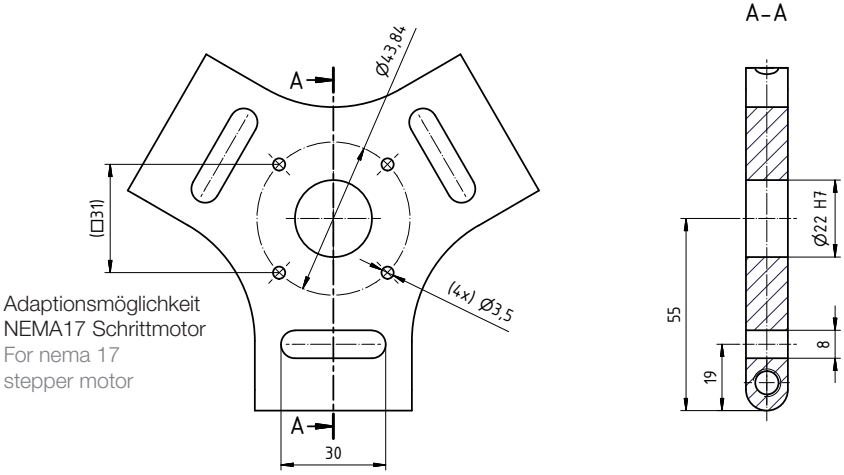

Zubehör accessories

Artikelnummer article number	D1
Beschreibung description	Dryve Steuerung D1, Motorsteuerung, Keine Softwareinstallation oder App nötig, für PC, Tablet oder Smartphone, Schritt-(ST), DC und EC Motoren mit bis zu 21A Spitzenströmen und 48 V DC, Digitale Ein-Ausgänge, Analoge Eingänge, CANopen, Modbus TCP zum Anschluss an Mastersteuerungen wie z.B. Siemens oder Beckhoff Dryve motor controller D1, a motor controller for multifold automation tasks without programming by simple parameterization for single axes, linear, flat and room linear robots and Delta robots no software installation or app needed, use by PC, tablet or smart phone Stepper (ST), DC and EC motors with up to 21A peak currents and 48 V DC, digital inputs/outputs, analogue inputs, CANopen, Modbus TCP for connection to master control systems such as Siemens or Beckhoff

Artikelnummer article number	IK-0001-BG-3, IK-0001-BG-5, IK-0001-BG-10
Beschreibung description	Initiator kit, 24V, 0630/1040 NC/Öffner, inkl. Leitung in 3, 5 oder 10 m. initiator kit, 24V, 0630/1040 normally closed, with cable in 3, 5 or 10 meter

Artikelnummer article number	AK-DR-0002
Beschreibung description	Kalibrierdorn für einfache Positionierung Calibrating pin for easy positioning

Artikelnummer article number	ETY-DR-0017
Beschreibung description	Kabelclip für sichere Führung Cable clip for guidance

Artikelnummer **article number**	MOT-ST-42-L-C-A
Beschreibung **description**	Zur Anbindung an Aufnahmestern für zusätzliche Drehbewegung Spindelmotor NEMA17,Mo=0.5, Datenblatt unter Spindelschrittmotoren: https://www.igus.de/info/drive-technology-drylin-e-faq-data-sheets For flange star if turning movement needed steppermotor NEMA17,Mo=0.5, spindle motor/wires/encoder more information for spindle motors: https://www.igus.eu/info/drive-technology-drylin-e-faq-data-sheets

Leitungen cables

Artikelnummer **article number**	MAT9043737, MAT9043738, MAT9043740
Beschreibung **description**	Motorleitungen in 3, 5 und 10 m. motor cable in 3, 5 or 10 meter

Artikelnummer **article number**	MAT90432594-3, MAT90432594-5, MAT90432594-10
Beschreibung **description**	Encoderleitung für NEMA23 in 3, 5 or 10 m encoder cable in 3, 5 or 10 meter

Bausatz im Schaum
Assembly kit





Montiert im Transportgestell
Assembled Delta, in transport rack



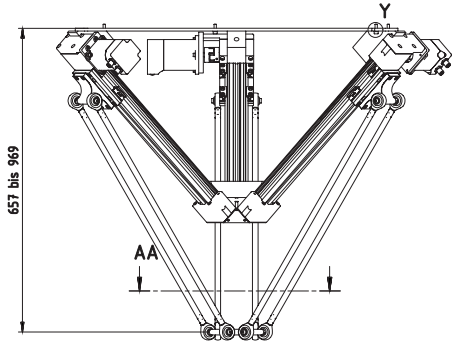

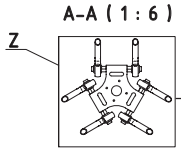

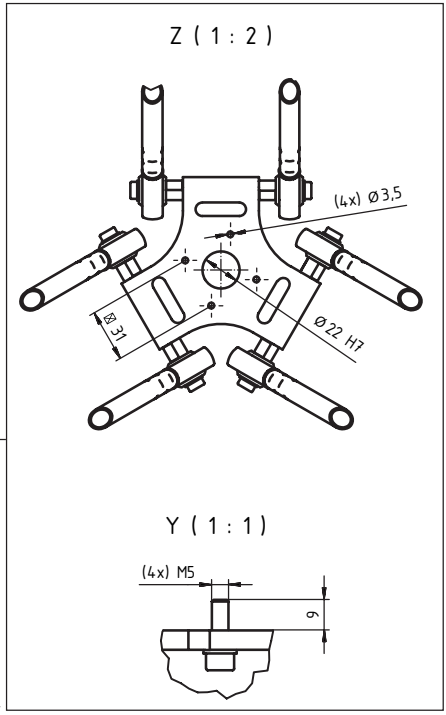

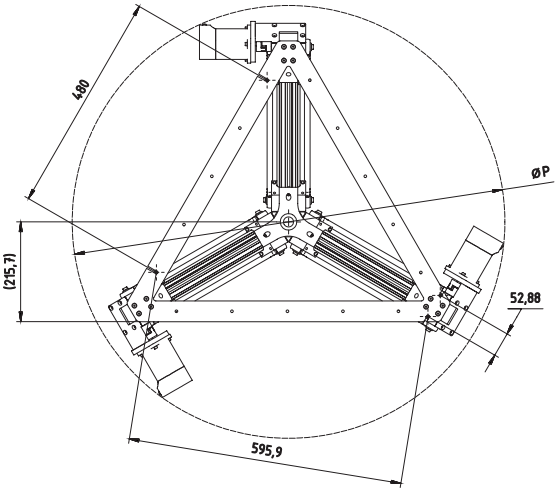

Artikelnummer Article number	**Bausatz** Assembly kit	**Montiert** Assembled	**Steuerungen** Controller	**Motoren** Motors	**P = Platzbedarf** Space requirement
DLE-DR-0050	●			●	937
DLE-DR-0051		●		●	937
DLE-DR-0052	●		●	●	937
DLE-DR-0053		●	●	●	937
DLE-DR-0054	●				873
DLE-DR-0055		●			873

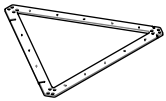	ETY-DR-0023		1x
	ETY-DR-0011		1x
	ETY-DR-0022		1x
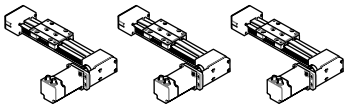	DLE-DR ZLW-0004		3x
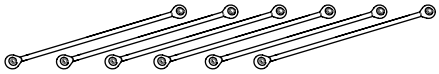	KDGM-DR-12-A-ER-J-600		6x
	ETY-DR-0013		3x
	ZWY-104001		3x
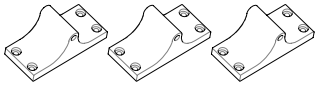	ETY-DR-0021		3x
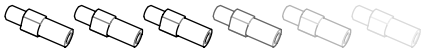	ETY-DR-0020		12x
	NOR-20602	20/12-M5	6x
	NOR-11030	6x12x1	12x
	NOR-11013	M5, A2	4x
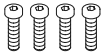	NOR-10513	M5X16	4x
	NOR-10514	M5x20	3x
	NOR-10610	M5x12	3x
	NOR-10628	M5x12	12x
	NOR-10629	M6x20	12x
	NOR-10737	M5x14-A2	12x

ETY-DR-0023

DLE-DR-ZLW-0004

ZWY-104001

ETY-DR-0021

ETY-DR-0020

ETY-DR-0013

ETY-DR-0022

ETY-DR-0011

KDGM-DR-12-A-ER-J-600

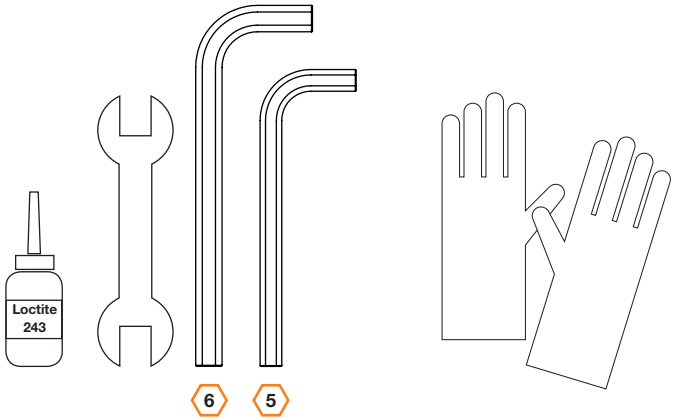

1 3x

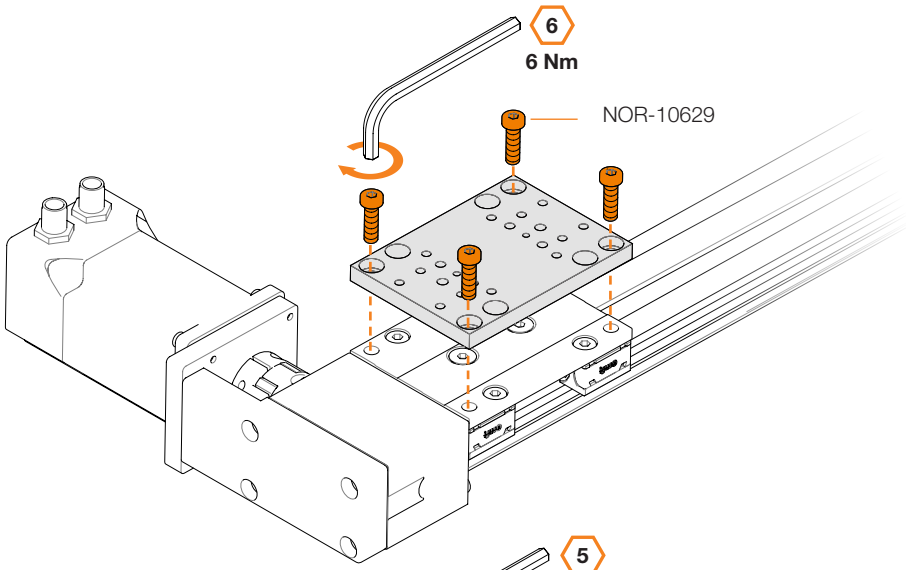

2 3x

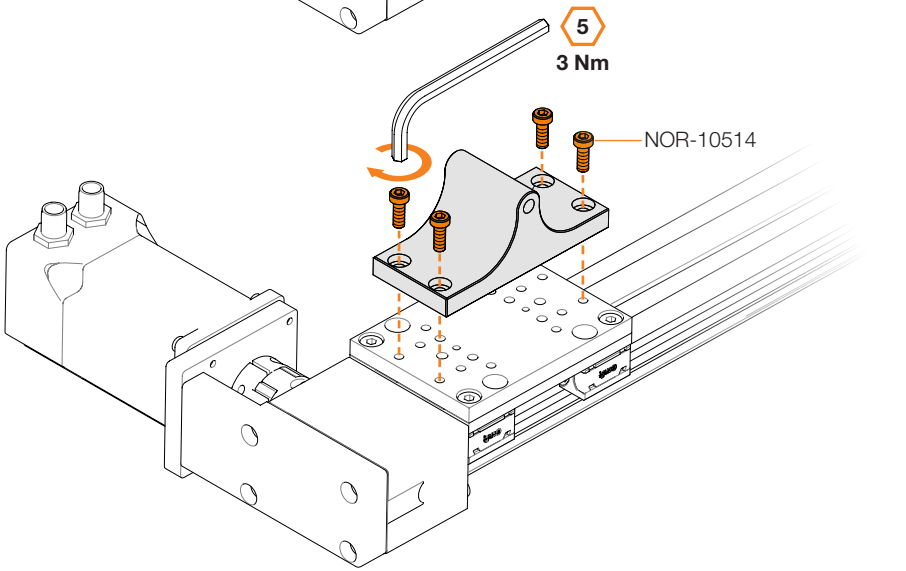

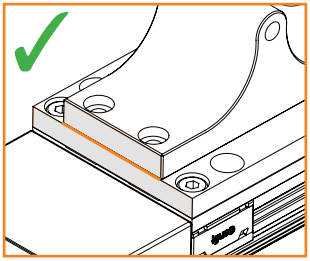

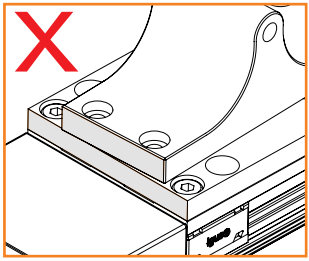

3 3x

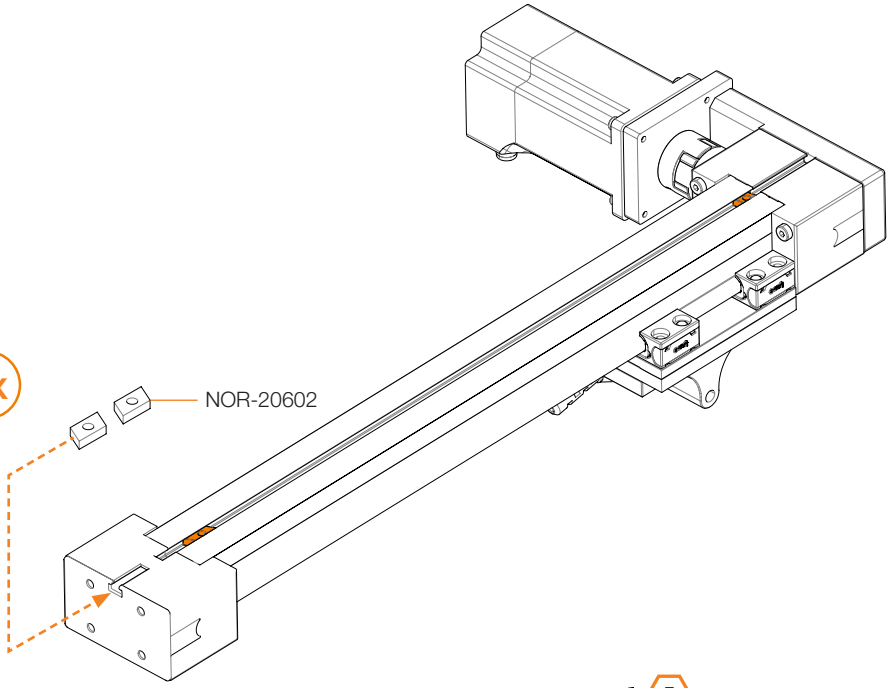

4 3x

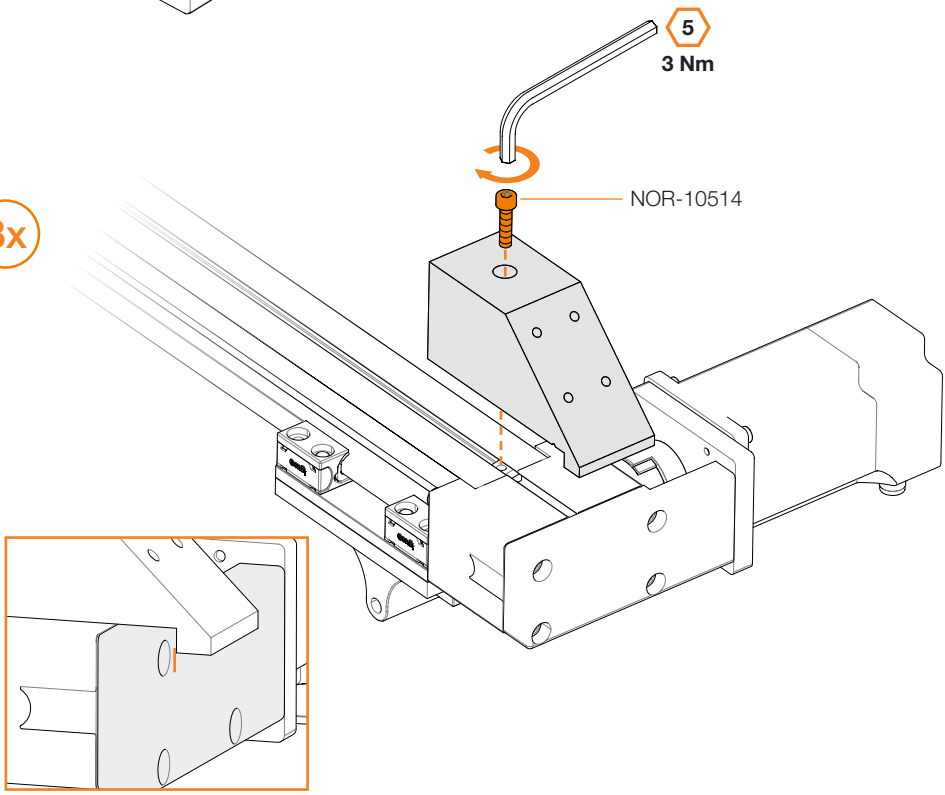

5

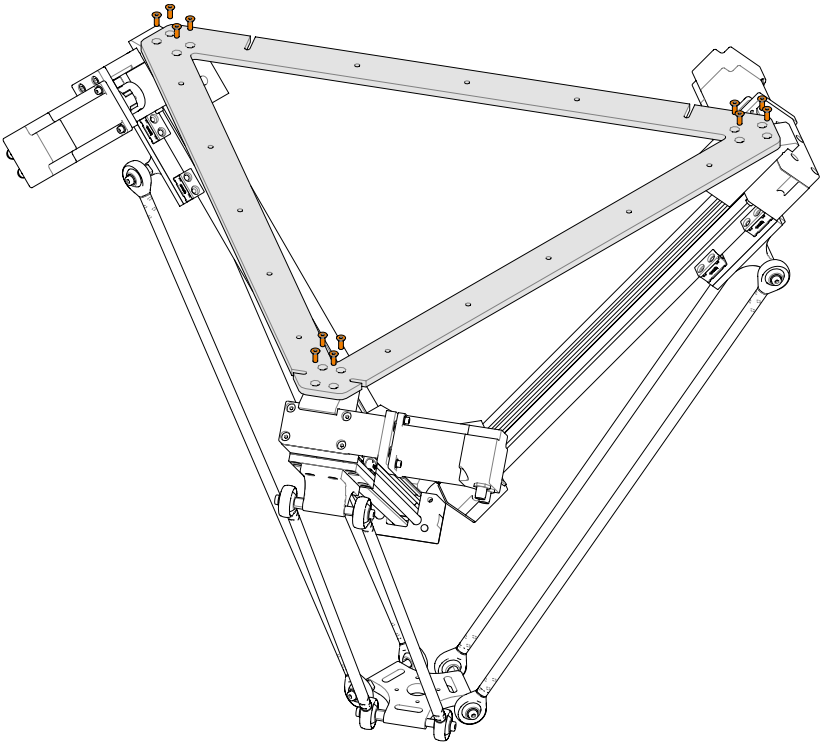

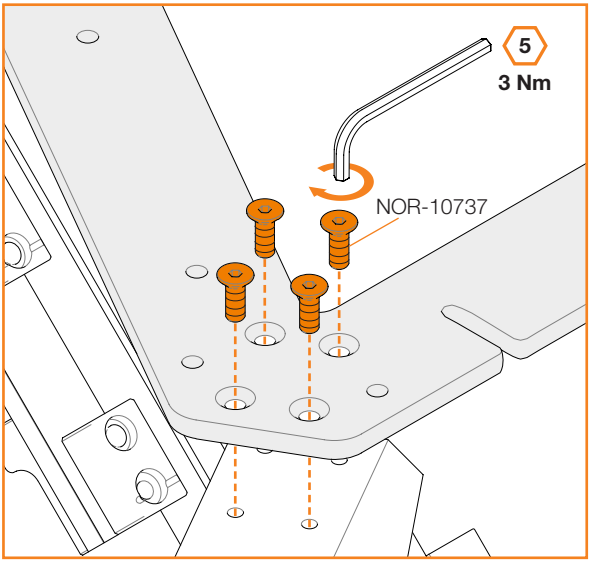

6

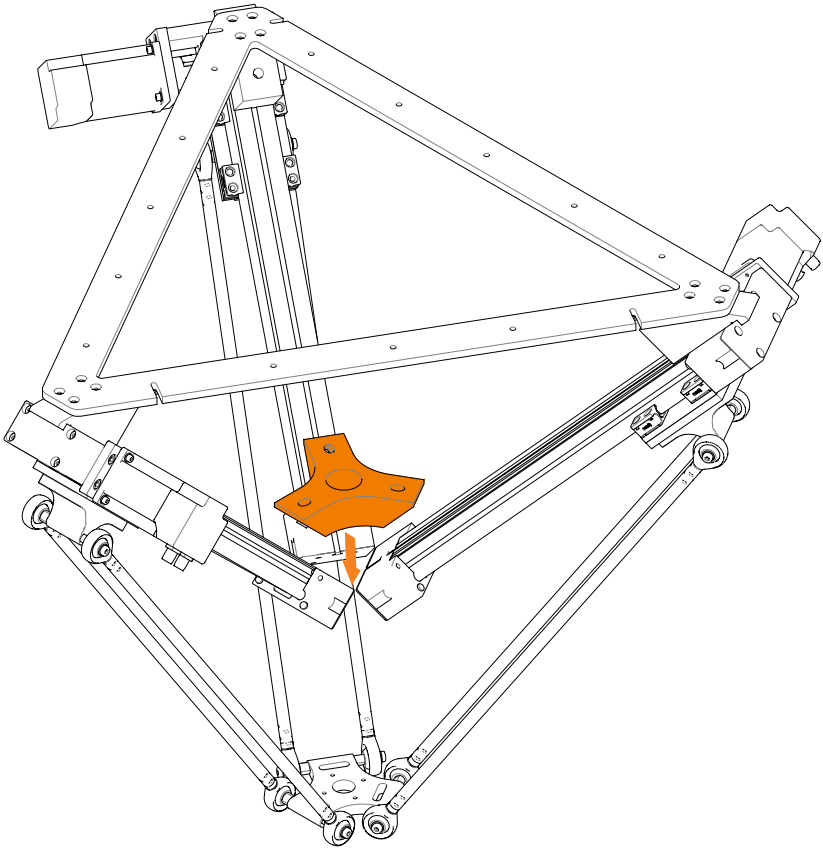

7

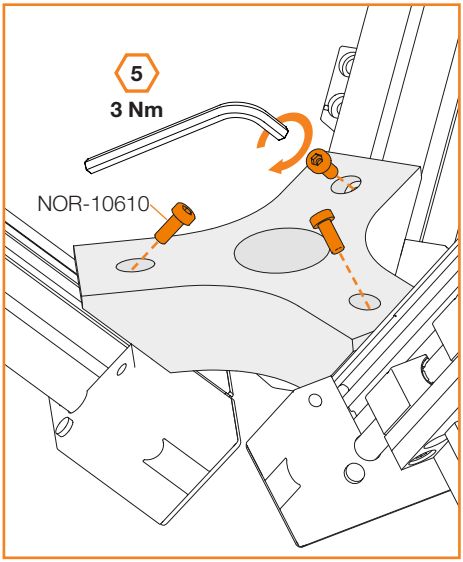

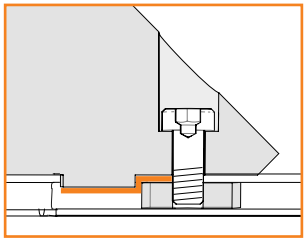

8

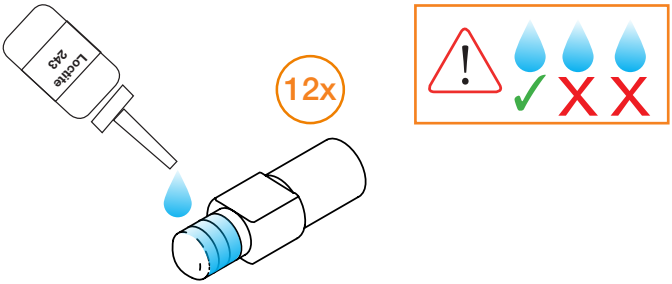

9

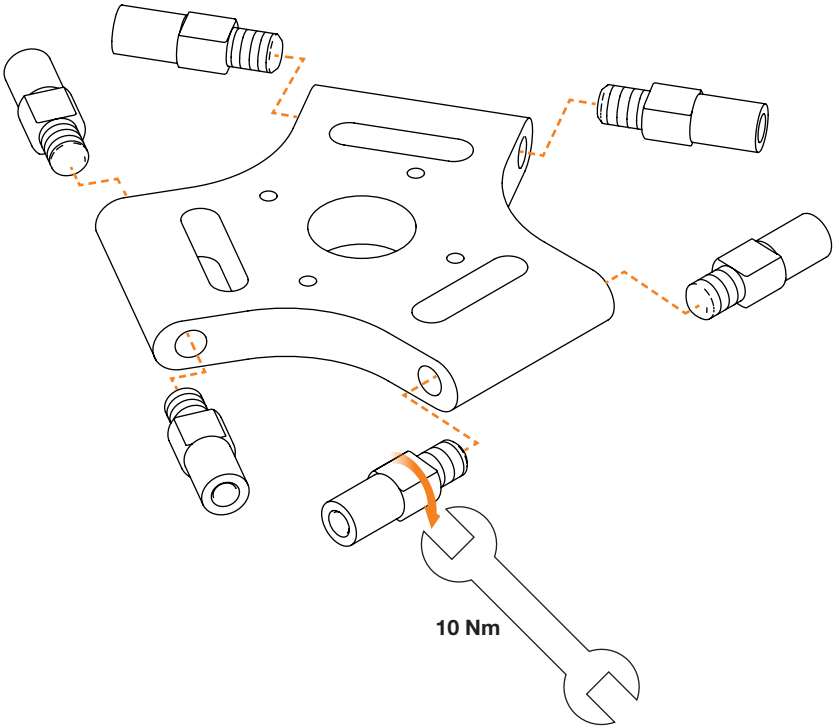

10

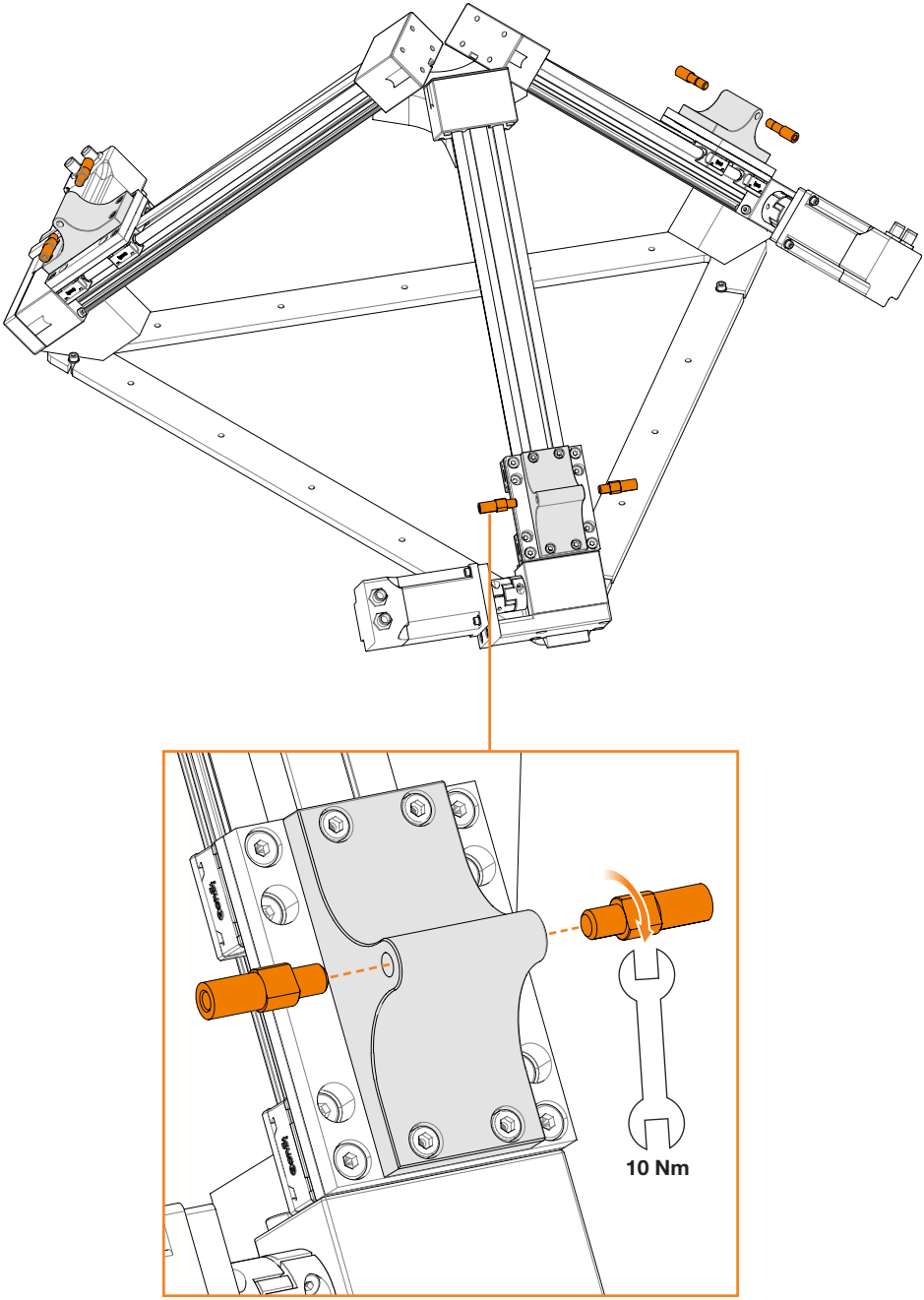

11

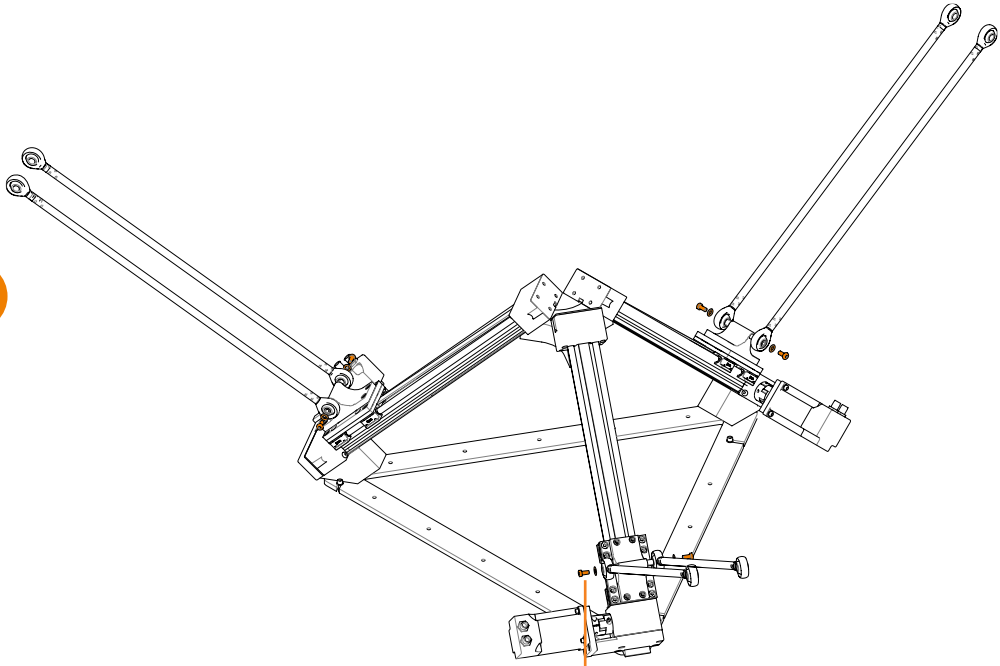

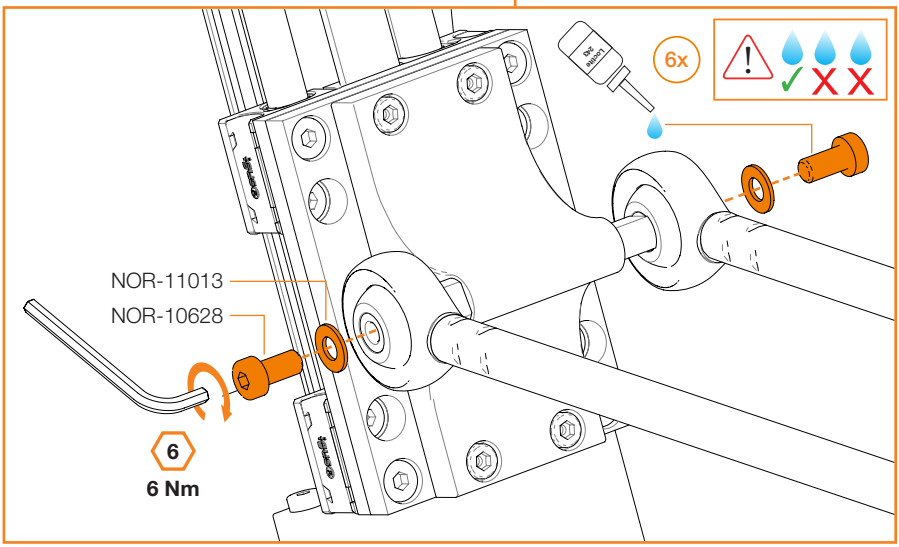

12

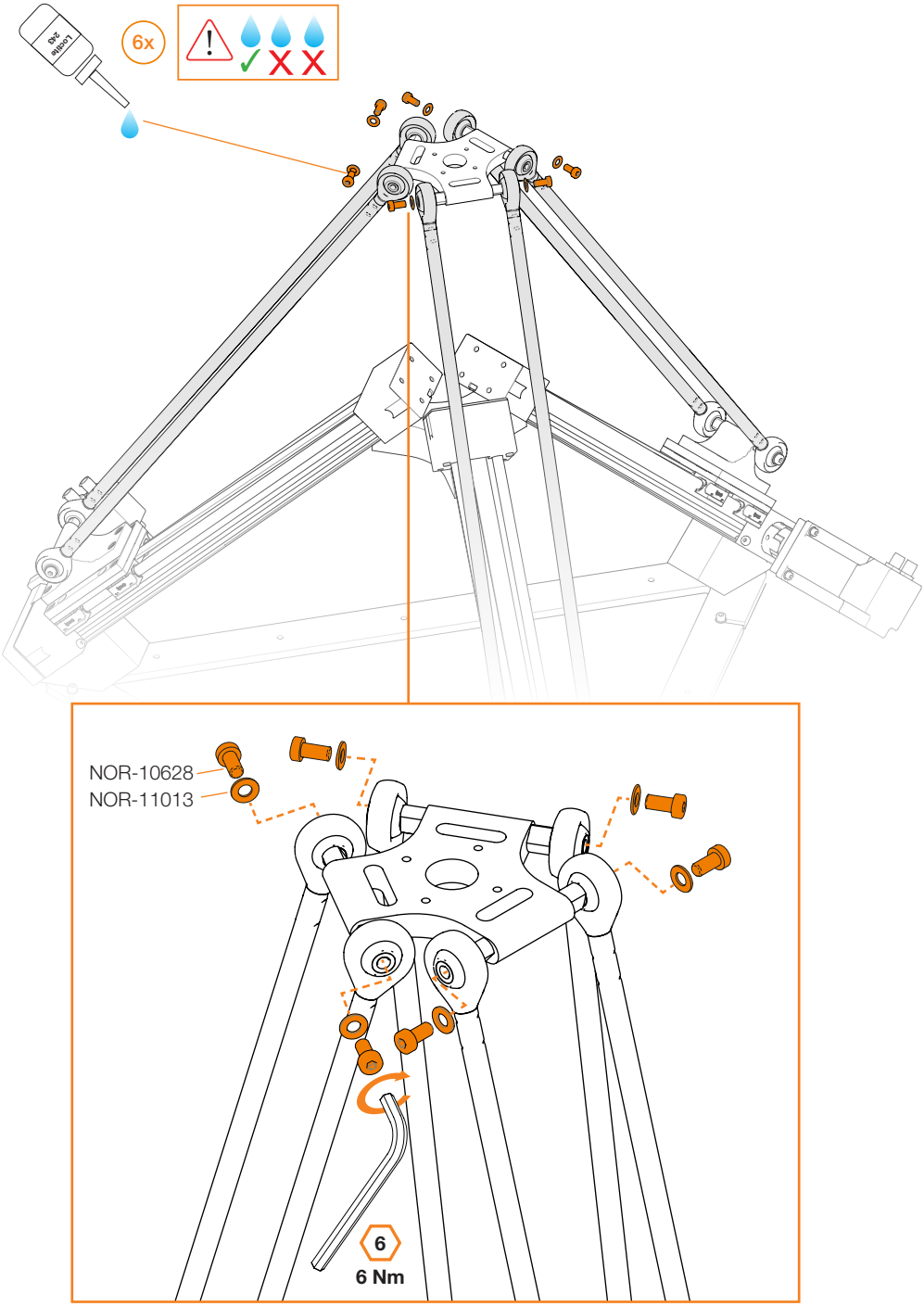

13

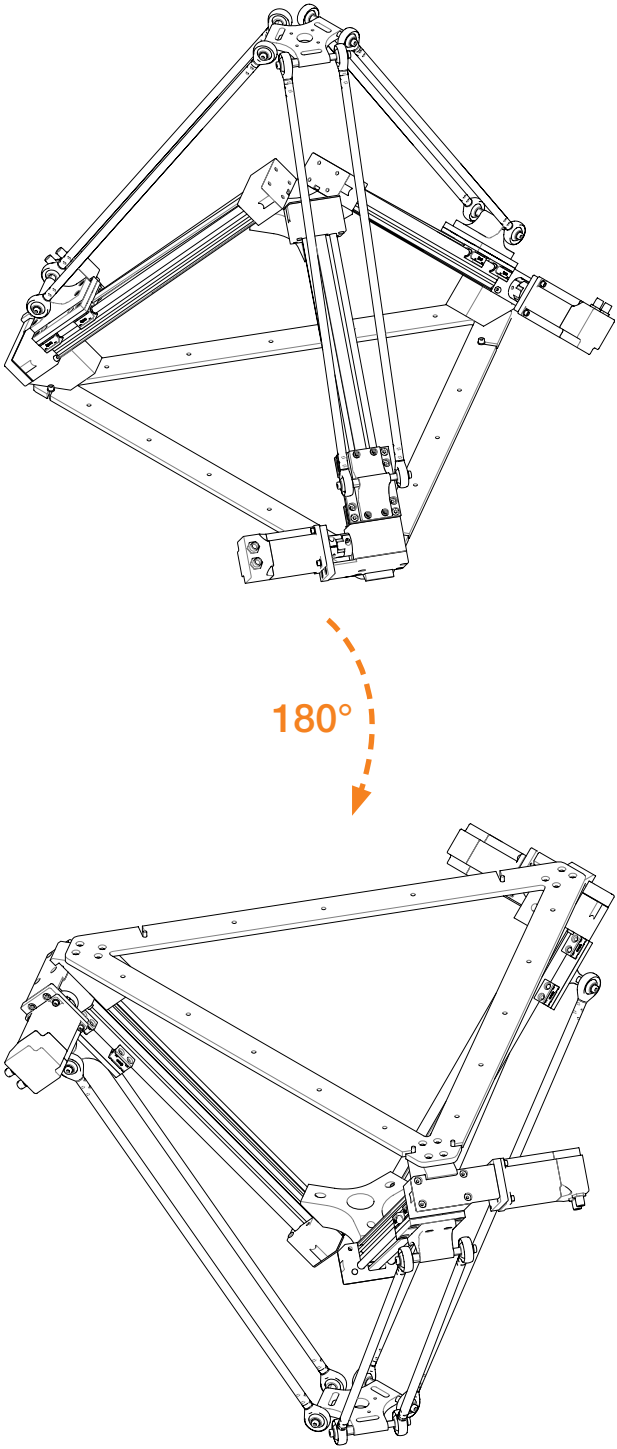

14

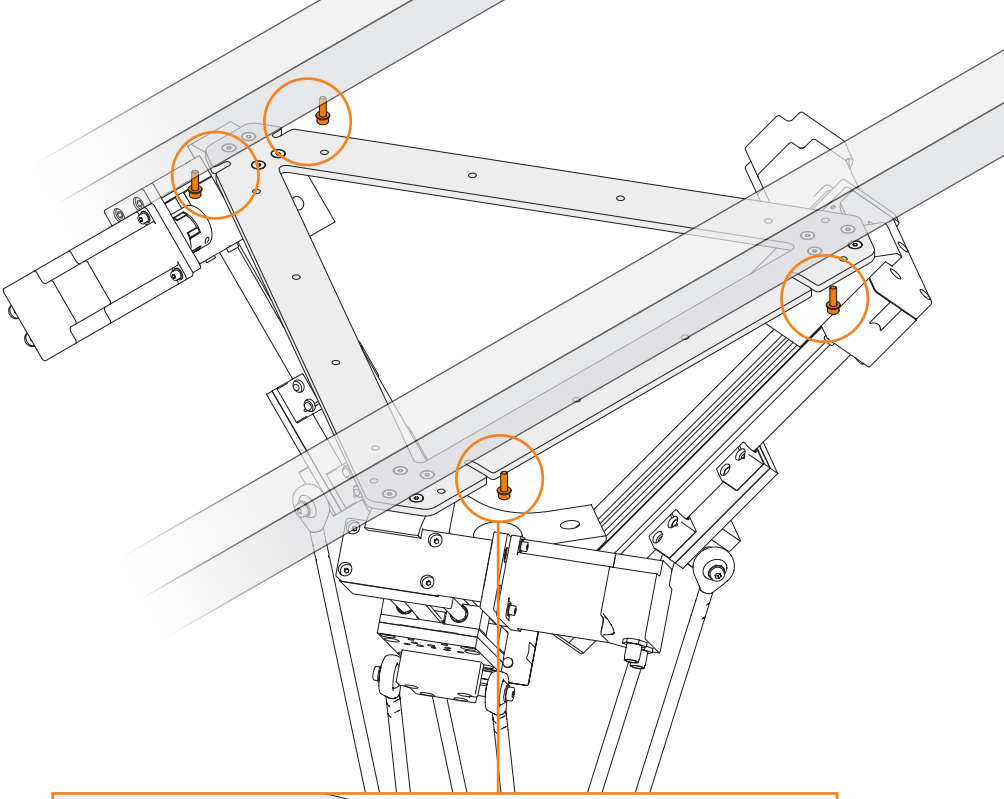

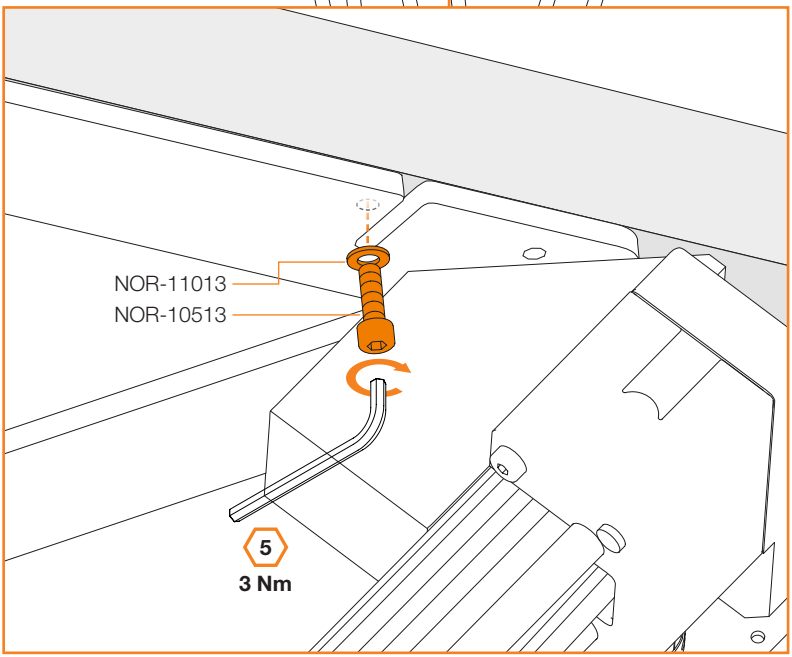

15

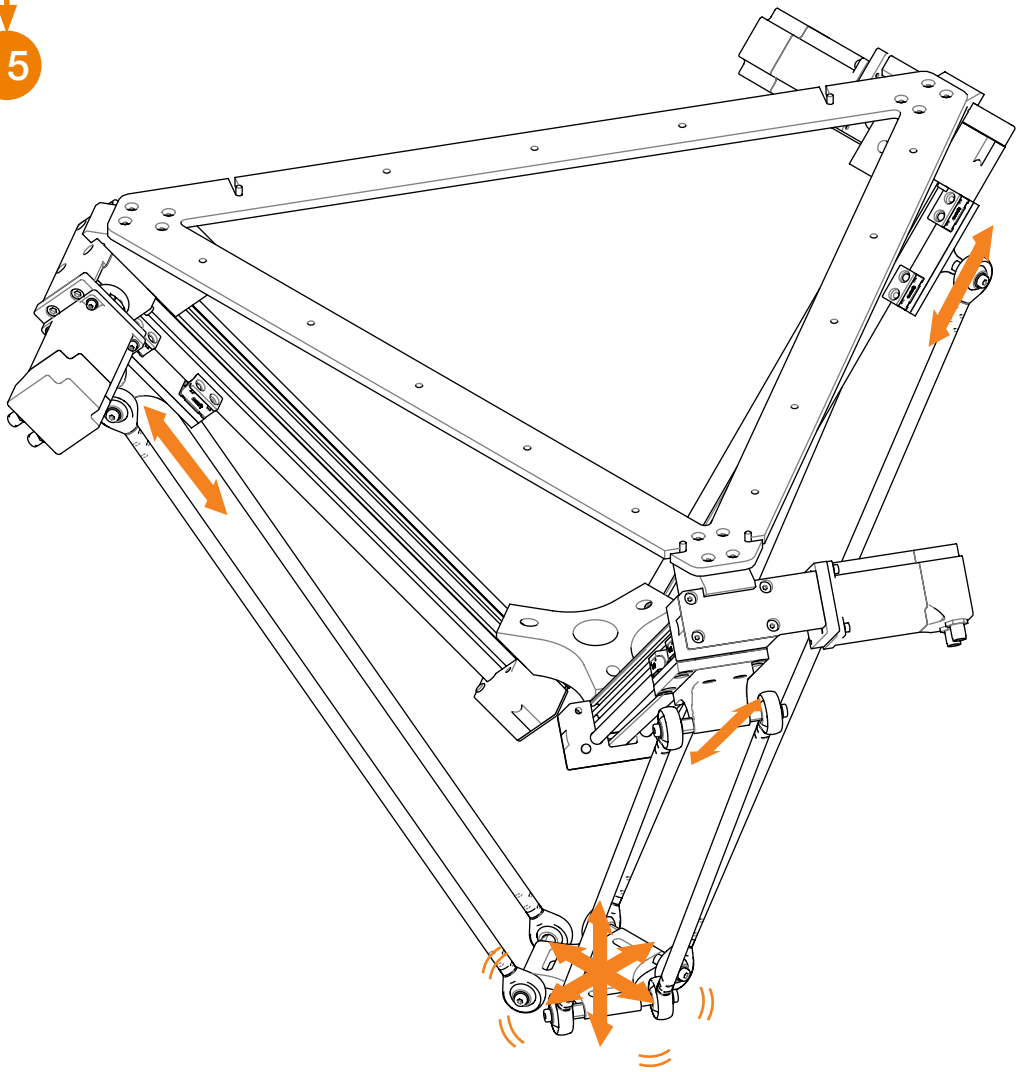

igus® GmbH
Spicher Str. 1a
51147 Köln Cologne
Tel. +49 2203 9649-145
Fax +49 2203 9649-334
info@igus.de
www.igus.de
www.igus.eu

© igus® GmbH

Herausgeber ist die igus® GmbH, Deutschland
Published by igus® GmbH, Germany
MAT0074228.25 Stand Issue 05/2019
Technische Änderungen vorbehalten
Subject to technical alterations